



Nashua School District BOE Meeting 3/11/2024

Mayor Proposed Increase: 4%


FY24 Operating Budget: \$121,864,894

Increase: \$5,017,206 (Operating Budget x 4%)

Human Capital Contractual Obligations: approx. \$3,500,000

Federal Mandate: ELL Investment: 12-14 Positions – approx. \$840,000-\$980,000

Federal Mandate: Special Education: Absorb agency positions from ESSER – min \$1,000,000







Work and experience of the committee over the past 1.5 years

Research and Data

Establish our




Consistency - 4 Person Teams, 6 Periods vs. 7 Periods
Fewer transitions
More equitable experience for all students



| | | | | |
|-------------------------------|-------------------------------------|--|----------------------------------|----------------|
| Period 1: (approx. 50 Min) | ELA | | Period 1 (approx. 60 minutes) | ELA |
| Period 2 | Math | | Period 2 | Math |
| Period 3 | Literacy/Writing/ ELA/Reading/FL | | Period 3 | Science |
| Period 4 | Science | | Period 4 | Social Studies |
| Period 5 | Social Studies | | Period 5 | UA |
| Period 6 | UA | | Period 6 | UA |
| Period 7 | UA | | | |


ELA Experience – MS ELA Steering Committee Recommendation

Commitment to the standards and best practices



| 6 th Grade | 261 | 228 | 228 | |
|-----------------------|-----|-----|-----|--|
| 7 th Grade | 221 | 210 | 215 | |
| 8 th Grade | 235 | 200 | 226 | |
| | | | | |

*Projections are made with current enrollment figures from current 5th, 6th, and 7th grade students. Students without a variance, which represent 1,762 students, were assigned to a middle school per the recently approved boundaries. 112



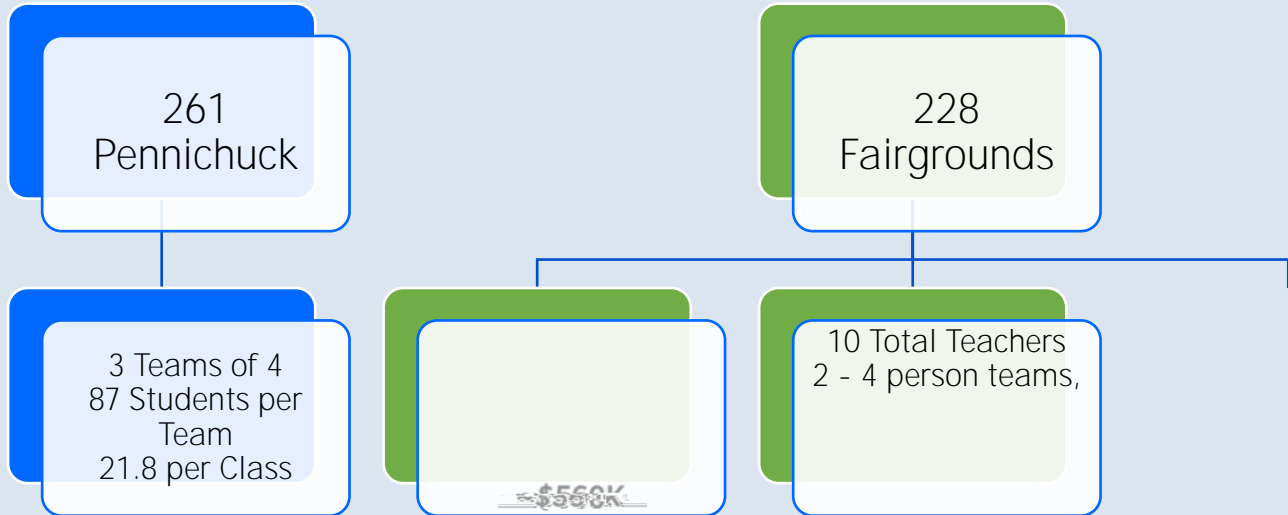
240
Pennichuck

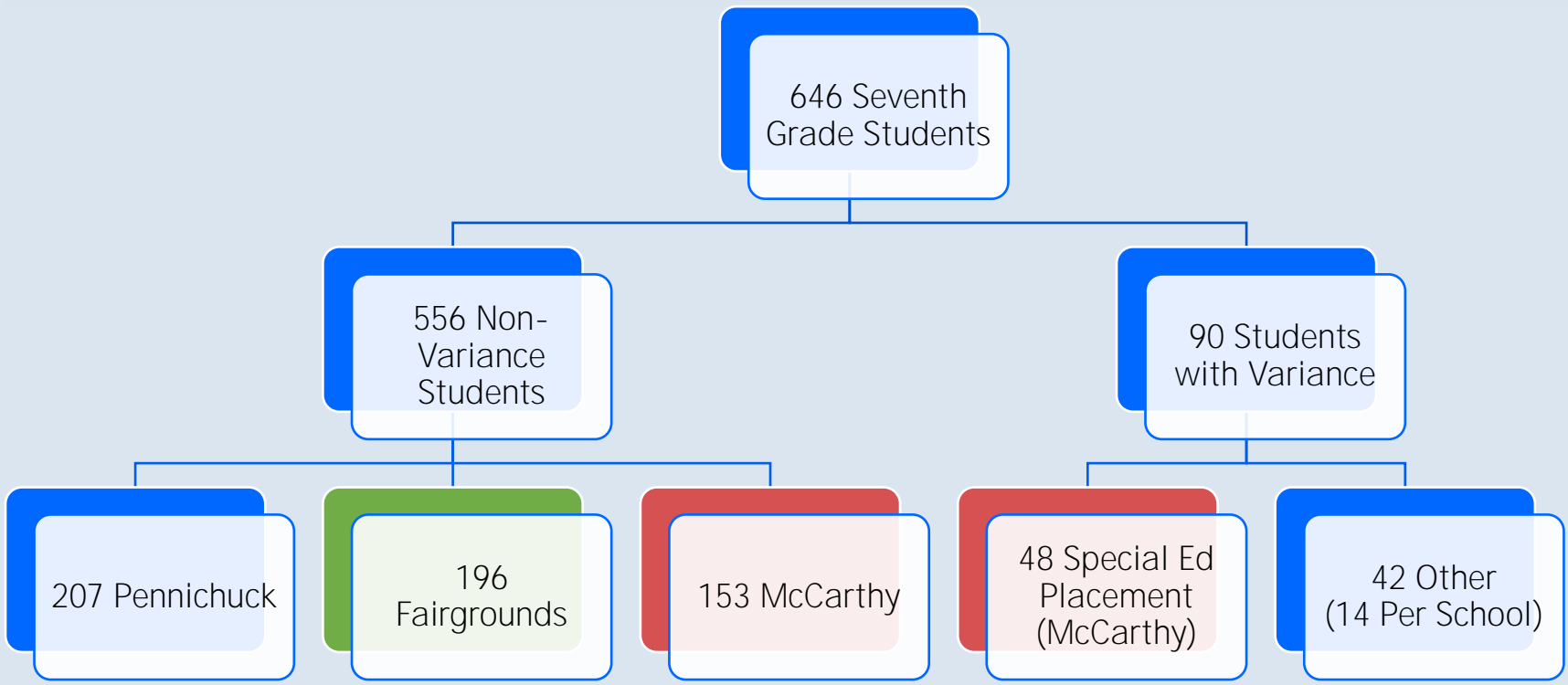
Fairgrounds

Special Ed
Placement
(McCarthy)

Students
with
Disability

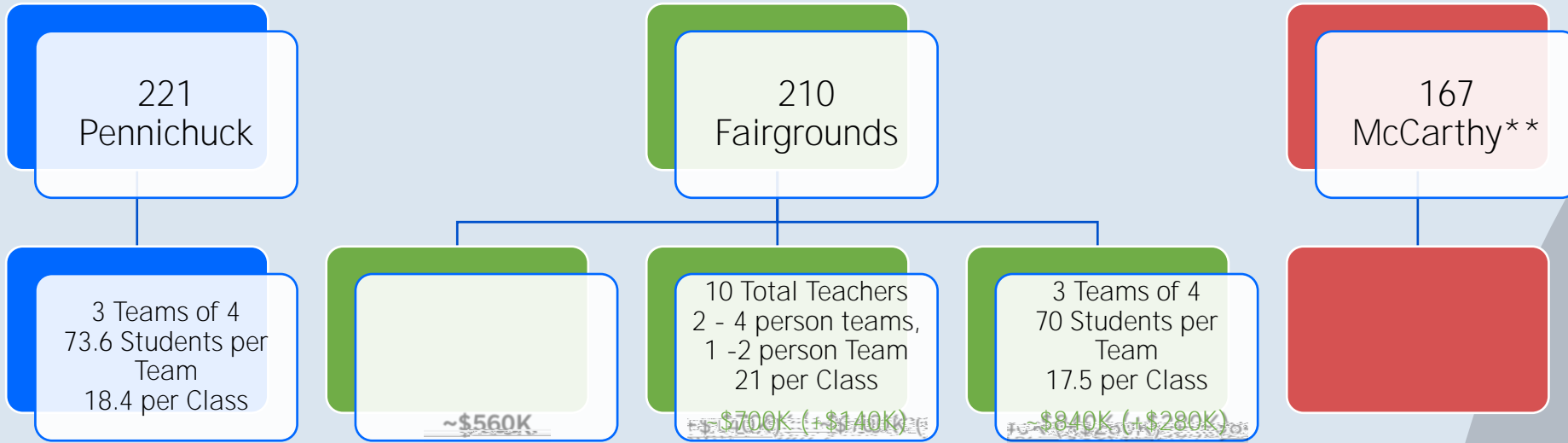
Enrollment System - Districtwide Enrollment

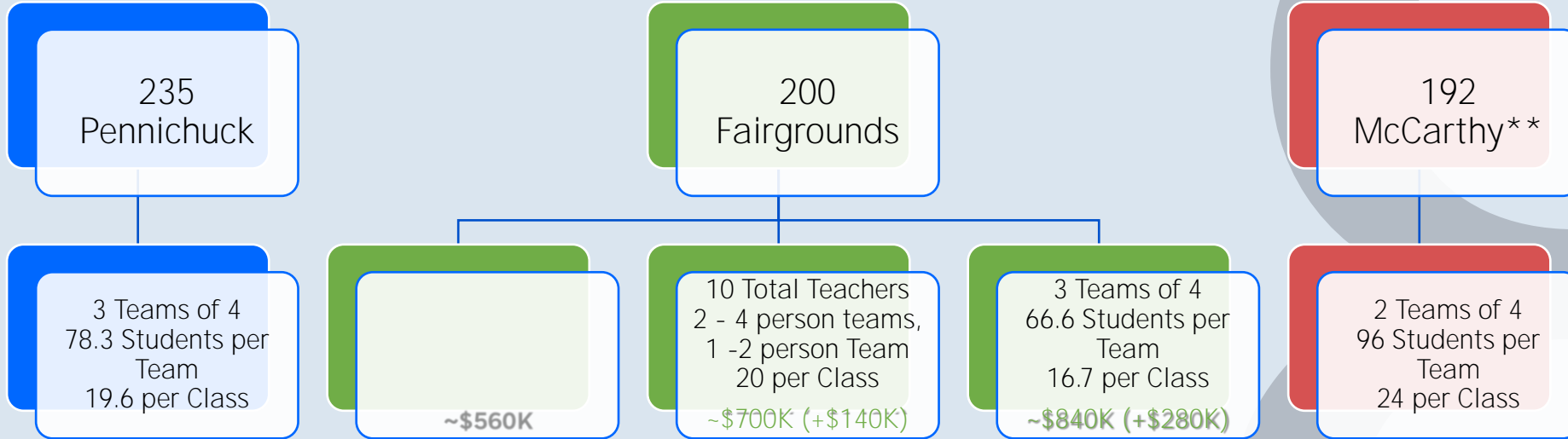





| Pennichuck | 221 |
|-------------|-----|
| Fairgrounds | 210 |
| McCarthy | 215 |
| | |


Seventh Grade Team Organization





| | | | | |
|--|--------------------|--------------------|--------------------|--|
| | 197 2 5 19.7 | 210 3 4 17.5 | 290 3 4 24.1 | |
| | 235 3 4 19.6 | 200 2 4 25 | 192 2 4 24 | |

** MMS will have additional SPED students receiving push in services that may impact some classes



PRESENTATION TITLE

